



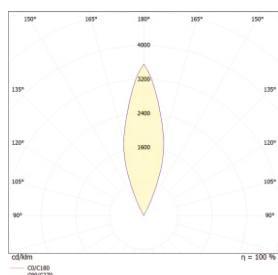
Elena is a range of walk-over luminaires developed for elegant grazing light effects. Elena is perfect to underline paths and building façades. The minimalist design and shallow recessing depth allow for discrete installation in narrow niches. Elena family are LED Marine grade stainless steel AISI 316L front trim with toughened glass diffuser, it can be RGB or one CCT.

Description

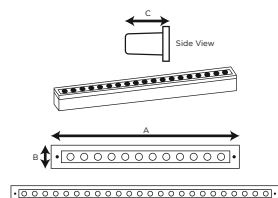
- Housing** - Die-Casting, Grey Paint Powder Coated Aluminum
- Diffuser** - Molding Shaped Silicon Seal, 316 Stainless Steel
- Reflector** - Aluminium Reflector
- Color Available** - Black
- Lifespan** - >50,000 Hours (L90 B10)
- Voltage** - AC220~240V
- Working Temperature** - -20C° ~ +40C°
- Heavy Duty** - 2000 KG
- IP Rating** - 67
- IK** - 10

Item Code	Power	Lamp	Lumen	Dimensions
LP-UL657324	24W	LED	2400lm	A500 X B72mm
LP-UL657348	48W	LED	4800lm	A1000 X B72mm

Photometrics



Technical Drawing



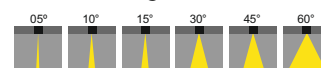
OUTDOOR LIGHTS ELENA

UP LIGHTS

Kelvin

- 2700K - warm white, similar to incandescent bulb
- 3000K - soft white, similar to halogen bulb
- 4000K - bright white, similar to fluorescent lighting
- 5000K - daylight, very bright & similar to sunlight
- 6000K - cool white, blue tinted, like a monitor


Beam Angle



LED CHIP



LED DRIVER



This text is a standard disclaimer often found in product catalogs, brochures, or specification sheets. It informs customers that the company may update product specifications or materials at its discretion to improve the product, without prior notice, provided these changes do not affect its functionality. It also clarifies that the most up-to-date information is available on their website, which takes precedence over other sources.

If this is for inclusion in your materials, you might consider customizing it to match your company's policies or branding. Let me know if you'd like assistance tailoring it!



www.lightplus.uk